



EXPLORXX

On The Move



EXPLORXX FAMILY

CHASSIS

Extended A-Frame

Gas Bayonet

2x 95L Fresh Water Tanks

1x 95L Grey Water Tank

2x Water Fillers 1x 12v Pump

Wheel Spats

Dual Slide Toolbox

ELECTRICAL & APPLIANCES

BMS - Projecta 25A 7 Stage Battery Charger & LED Water Level Gauge Indicator

12v Rangehood

Microwave - NCE 23L Flatbed 900w

TV (12V)

Air Conditioner - Houghton Belaire HB3500

Annexe Lights - 2x Heavy Duty Dual Colour LED

Interior LED Down Lights

Internal Reading Lights

White 420MM Framed LED Light In Kitchen

Bargman Handle Light

1x External 240v Inlet & 1x External 240v Outlet

Internal Dual USB & 12v Socket Combo

External 3 Way Socket (12v, USB & TV Point)

12 Pin Plug & Anderson Plug

Milenco Power 900 Omnidirectional Antenna

2x 200w Solar Panels

BMPRO Trail Safe Break-Away System

RV Concepts Reverse Camera Kit Black

Fan (White) - 1x In Bedroom Area

2x 100A Deep Cycle Battery

Single Din Radio/DVD Multimedia Player

NCE Round External Speakers x2 - Black

NCE Round Internal Roof Speakers x2 - White
Cooktop - Thetford 3 Gas/1 Elec Burner & Grill

Fridge - Thetford 199L 3 Way AES
(Model Dependant)

Fridge - Thetford 274L Compressor
(EXP2200B & EXP1800B)

Washing Machine 3kg Front Loader
(EXP2100B)

Washing Machine 3.2kg Top Loader
(EXP2200B)

DRS285 (Dometic DRS)

INTERNAL FEATURES

1900mm Long Pillow Top Mattress

Fixed Bunk Ladder (Model Dependant)

Removable Bunk Ladder (Model Dependant)

Black Blind Fitted On Main Door

OHC & Base - Flush Mount Vogue Black Matte
Handles

Bedhead Standard (Model EXP1800B)

Bedhead Full Height (Model Dependant)

Entry Head Bumper

Internal Entry Grab Handle

White ensuite basin with
black tapware (Model EXP2400B)

Toilet - Thetford Ceramic Bowl Swivel

Toilet Roll Holder - Black (Model Dependant)

Towel Rail Single - Black (Model Dependant)

Cubby Cut Outs In Bedroom Robes
(Model Dependant)

EXTERNAL FEATURES

Windows - Double Glaze Classic

Main Door - Milenco 1750 x 624 Black

Hatch - 2x Ranger 12v c/w LED Lights

Picnic Table - 1x 800 x 450 Black

Tunnel Boot Access Doors - 510H x 575W

One Piece Fibre Glass Panel On Roof

Checkerplate Height 900mm - Black

Premium Exterior Colours

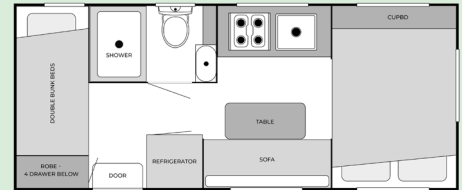
Utility Slide

Ziggy BBQ

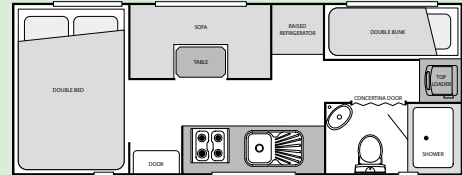
Awning



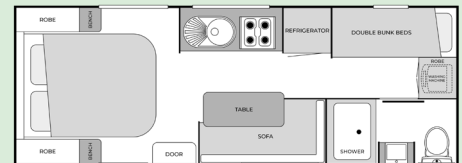
EXP1800B



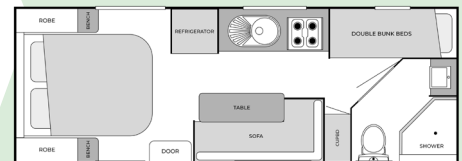
EXP1960B



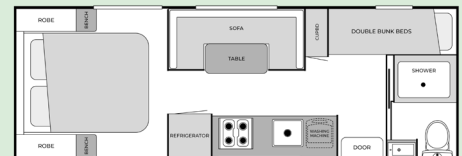
EXP2100B



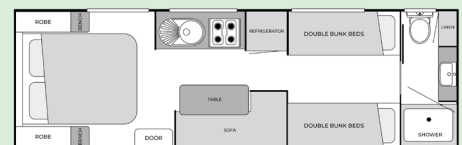
EXP2160AEBWM



EXP2200B



EXP2400B



www.onthemovecaravans.com.au