



ADVENTURE BLACK EDITION

- Desert Master Chassis
- Ezytow Wishbone suspension
- Dual Air Bags & Shocks
- 1 piece 55mm composite roof
- 2 x one piece 30mm composite walls
- 40mm 1 piece honeycomb floor
- 200AH lithium and 400W solar
- 2000W Inverter

info@onthemovecaravans.com.au

www.onthemovecaravans.com.au



On The Move

CARAVANS

www.onthemovecaravans.com.au

ADVENTURE BLACK EDITION

Chassis

- | Automotive High Tensile Steel
- | Independent Wishbone Suspension
- | Air Bags + On Board Compressor
- | 10" Electric Brakes (12" on single axle)
- | DO35 Off-Road Coupling
- | Off Road Stabiliser Legs
- | Heavy Duty Jockey Wheel
- | Dual Battery Boxes
- | Off-Road 265/75R16 tyres with alloy rims
- | Heavy Duty Tool Box with Stone Protection
- | Bikini Scrub Bars

Construction

- | Timberless 55mm Single Piece Roof
- | Timberless 30mm Single Piece Side Walls
- | 40mm Honeycomb Panel Floor
- | Dove Tail with Aluminium Lock & Block
- | Full Stainless Steel Fixings
- | Black High Strength Body Jacketing 900mm

External

- | 3 Point Locking Door With Security Screen
- | Flat Double Glazed RV Windows
- | Alloy Electric double Fold Out Steps
- | Picnic Table x 2
- | Awning
- | Entrance Handle with Light
- | Black Aluminium Hatches
- | 700x500 Vented Skylight x2
- | Bathroom Vent
- | 12V Dust Reduction System
- | Slide Out Kitchen

Plumbing

- | Thermostatic Valve
- | Outdoor Shower
- | Instant Continuous Hot Water
- | Fresh Water Tanks 300L *
- | Grey Water Tank 100L
- | Low Pressure Water Inlet x 2
- | High Pressure Water Inlet
- | Gas Regulator & Bayonet
- | Gas Bottle x 2
- | Diesel Heater

Electrical

- | 200AH Lithium Battery x 2
- | Projecta PM300 Control System BT
- | 3000W Inverter
- | DC/DC Additional Charger
- | 200W Solar Panel x 4
- | CMS Wiring & Connectors
- | Reading Lights
- | Down Lights
- | Mood Lighting upper/lower
- | Outdoor Lights
- | Ensuite Mirror Light
- | Entrance Step Light
- | Smoke Alarm
- | Anderson Plug

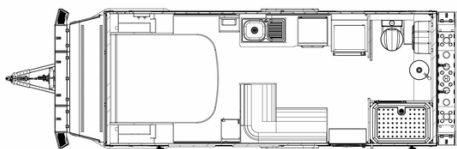
Appliances

- | Dometic Freshjet 7 A/C
- | Dometic 188L Compressor Fridge
- | Multifunction Convection Microwave 34L
- | Dometic Stove (Gas/Electric)
- | Wall Mounted Washing Machine
- | Water Heater (Instant)
- | Cassette Toilet
- | Range Hood
- | 4 Camera Reverse Camera
- | 24" Flat Screen TV & Antenna
- | WiFi Booster
- | Stereo with Internal/External Speakers

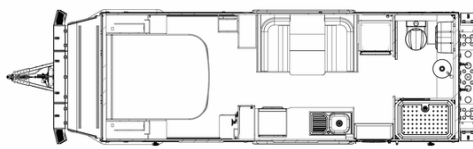
Internal

- | Light Weight Plywood Furniture with Skin Touch Feel
- | Soft Close Drawers & Metal Runners
- | Splashback
- | Door Side Pocket & Coat Hooks
- | Door Head Protection
- | Leatherette Upholstery
- | Queen Memory Foam Mattress
- | Extendable Ribbed Bed Frame
- | 12V Fans x 2

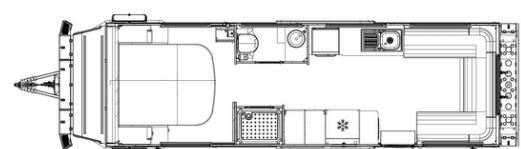
* Excludes 5.5 and 5.7F



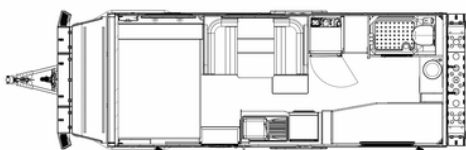
5.5



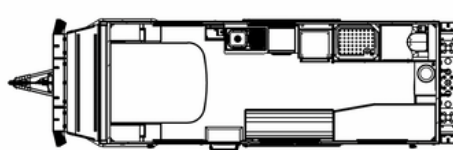
6.3



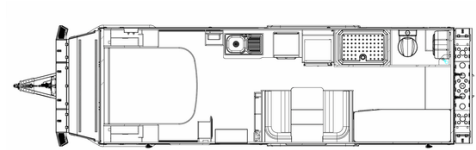
7.2



5.7F



6.3F



6.9F